

## ภาคผนวก จ

เอกสารสอบเทียบเครื่องมือที่ใช้ในการตรวจวิเคราะห์

ตารางการสอบเทียบเครื่องมือที่ใช้ในการตรวจวัดและวิเคราะห์

Item	Description	Parameter	List of Equipment	Equipment No.	Calibration	Next Calibration
1.	Ambient Air	TSP	ORIFICE TRANSFER STANDARD/Tisch	S/N 0068	27/03/2025	March 2026
			High Volume Air Sampler/TET	S/N TSP-31	03/06/2025	June 2026
			High Volume Air Sampler/TET	S/N TSP-32	03/06/2025	June 2026
			Electronic Balance/XP 205 DR	S/N 1129273885	13/03/2025	March 2026
		WS & WD	Wind speed and wind direction/Weather Wizard II	S/N W2110A55	08/01/2025	January 2026

## CERTIFICATE OF CALIBRATION

Certificate No. : COF-011-68

Page 1 of 2 Pages

**MEASUREMENT ITEM** : Top Load Orifice  
**MANUFACTURER** : TISCH  
**MODEL/TYPE** : TE-5025A  
**SERIAL NUMBER** : 0068  
**ID NUMBER** : -  
**CONDITION AS-RECEIVED** : Used item  
**CUSTOMER** : Thai Environmental Technic Limited.  
1/6 Soi Ramkhamhaeng 145, Khwaeng/Khet Saphan Sung,  
Bangkok 10240

**RECEIVED DATE** : 13 Mar 2025  
**MEASUREMENT DATE** : 25 Mar 2025  
**ISSUE DATE** : 27 Mar 2025

### ENVIRONMENTAL CONDITIONS:

Ambient condition in the laboratory are as follow:

Temperature	: 23.0 ± 3.0	°C
Relative Humidity	: 55.0 ± 15.0	%RH
Atmospheric Pressure	: 1010 ± 10	hPa

### CALIBRATION CONDITION:

Preconditioning : 24 hours at ambient conditions.  
Measurement Condition : The average values during measurement are 23.5 °C and 52.5 %RH.

### Calibration procedure:

The Orifice gas flow device was calibrated against Standard Rotary Displacement Meter (Roots Meter) Model G65/IMC/W2-dp. The WI-CL-004 was used as a calibration guideline.

### Traceability:

This certificate provides a traceability of the measurement to recognized the national standards and to realization of the international system of units (SI) through the NIMT (National Metrology Institute of Thailand) via Certificate number: MW-0016-25.

### Uncertainty of Measurement:

The reported uncertainty of measurement is based on the standard uncertainty multiplied by a coverage factor  $k=2$ , Which for a normal distribution corresponds to a coverage probability of approximately 95%. The standard uncertainty has been determined in accordance with the GUM 'Evaluation of measurement data - Guide to the expression of uncertainty in measurement'


**NOTED:** The certificate is valid only to the item calibrated on date and place of calibration.

### TABULATION OF RESULTS:

The table on next page give the measured values.

Calibrated by:

- ☒ Mr. Sorawit Thachalad  
☐ Miss Jittraporn Lertsomphol



Approved signatory: .....

Mr. Parinya Booncharoen  
Calibration Department Manager

**MEASUREMENT RESULTS:**

The Orifice gas flow device was calibrated by direct comparison method with the Standard Rotary Displacement Meter (Roots Meter). The Humid air was used as a medium in the system. The standard conditions are 25°C (298.15 K) and 760 mmHg for standard temperature and standard pressure respectively.

**Table 1:** The results of  $Q$  Standard calibration data

Plate	Flow rate $m^3/min$	Pressure [Pa] mmHg	Temperature [Ta] °C	Temperature [Tm] °C	$\Delta p_{meter}$ mmHg	$\Delta p_{Orifice}$ inH <sub>2</sub> O	$\gamma$	Standard Flow [ $Q_s$ ] $m^3/min$
1	0.703	759.322	23.42	22.45	51.046	1.702	1.307	0.661
2	1.001	759.331	23.49	22.67	55.418	3.404	1.849	0.935
3	1.114	759.331	23.57	22.78	38.121	4.443	2.112	1.065
4	1.173	759.310	23.63	22.98	28.285	5.063	2.254	1.136
5	1.420	759.288	23.82	23.19	27.879	7.473	2.738	1.375


Slope ( $m$ ): 2.00326  
 Intercept ( $b$ ): -0.02008  
 Correlation coefficient ( $r$ ): 0.99979  
 Uncertainty ( $k=2$ ): 0.015  $m^3/min$

**Table 2:** The results of  $Q$  actual calibration data

Plate	Flow rate $m^3/min$	Pressure [Pa] mmHg	Temperature [Ta] °C	Temperature [Tm] °C	$\Delta p_{meter}$ mmHg	$\Delta p_{Orifice}$ inH <sub>2</sub> O	$\gamma$	Standard Flow [ $Q_a$ ] $m^3/min$
1	0.703	759.322	23.42	22.45	51.046	1.702	0.815	0.658
2	1.001	759.331	23.49	22.67	55.418	3.404	1.153	0.931
3	1.114	759.331	23.57	22.78	38.121	4.443	1.318	1.061
4	1.173	759.310	23.63	22.98	28.285	5.063	1.407	1.132
5	1.420	759.288	23.82	23.19	27.879	7.473	1.710	1.371

Slope ( $m$ ): 1.25471  
 Intercept ( $b$ ): -0.01252  
 Correlation coefficient ( $r$ ): 0.99980  
 Uncertainty ( $k = 2$ ): 0.015  $m^3/min$

\*\*\*End of Certificate of Calibration\*\*\*



## High Volume TSP&PM-10 Calibration Report

Location: Thai Environmental Tech

Site ID: Bangkok

Date: 3-Jun-25

ITEM: TSP

Serial No: (No. 31)

Calibrate By: Pipat

### Site Conditions

Barometric Pressure (mm Hg) : 760.00

Temperature (°C) : 25.0

Average Press. (mm Hg) : 754.6

Average Temp (°C) : 30.4

Corrected Pressure (mm Hg) : 760.0

Temperature (deg K) : 298.0

Corrected Average (mm Hg) : -

Average Temp: (Deg K) : -

### Calibration Orifice

Make: Tisch

Model: TE-5025A

Serial#: 0068

Qstd Slope : 2.00326

Qstd Intercept : -0.02008

Calibration Due Date : 26-Mar-26

### Calibration Information

Plate or Test #	ORIFICE (in H <sub>2</sub> O)	Qstd (m3/min)	Indicate (CFM)	IC (corrected)	Linear Regression Slope : 29.9146 Intercept : 5.4112 Corr. Coeff : 0.9893 # of Observations: 5
1	12.30	1.761	60.0	57.00	
2	9.80	1.573	54.0	52.00	
3	7.20	1.349	50.0	48.00	
4	5.00	1.126	40.0	40.00	
5	3.00	0.875	30.0	30.00	

### Calculations

$$Qstd = 1/m[\text{Sqrt}(H_2O(Pa/Pstd)(Tstd/Ta)) - b]$$

$$IC = I[\text{Sqrt}(Pa/Pstd)(Tstd/Ta)]$$

Qstd = standard flow rate

IC = corrected chart response

I = actual chart response

m = calibrator Qstd slope

b = calibrator Qstd intercept

Ta = actual temperature during calibration (deg K)

Pa = actual pressure during calibration (mm Hg)

Tstd = 298 deg K

Pstd = 760 mm Hg

For subsequent calculation of sampler flow:

$$1/m((I)[\text{Sqrt}(298/Tav)(Pav/760)] - b)$$

NOTE: Ensure calibration orifice has been certified within 12 months of use

m = sampler slope

b = sampler intercept

I = chart response

Tav = daily average temperature

Pav = daily average pressure

Calibrate By : 

Approve By : 

## High Volume TSP&PM-10 Calibration Report

Location: Thai Environmental Tech

Site ID: Bangkok

Date: 3-Jun-25

ITEM: TSP

Serial No: (No. 32 )

Calibrate By: Pipat

### Site Conditions

Barometric Pressure (mm Hg) : 760.00

Temperature (°C) : 25.0

Average Press. (mm Hg) : 754.6

Average Temp (°C) : 31.6

Corrected Pressure (mm Hg) : 760.0

Temperature (deg K) : 298.0

Corrected Average (mm Hg) : -

Average Temp: (Deg K) : -

### Calibration Orifice

Make: Tisch

Model: TE-5025A

Serial#: 0068

Qstd Slope : 2.00326

Qstd Intercept : -0.02008

Calibration Due Date : 26-Mar-26

### Calibration Information

Plate or Test #	ORIFICE (in H <sub>2</sub> O)	Qstd (m3/min)	Indicate (CFM)	IC (corrected)	Linear Regression Slope : 30.3684 Intercept : 5.0004 Corr. Coeff : 0.9896 # of Observations: 5
1	12.30	1.761	60.0	57.00	
2	9.40	1.540	54.0	52.00	
3	7.20	1.349	50.0	48.00	
4	5.00	1.126	40.0	40.00	
5	3.00	0.875	30.0	30.00	

### Calculations

$$Qstd = 1/m[\text{Sqrt}(H_2O(Pa/Pstd)(Tstd/Ta))-b]$$

$$IC = I[\text{Sqrt}(Pa/Pstd)(Tstd/Ta)]$$

Qstd = standard flow rate

IC = corrected chart response

I = actual chart response

m = calibrator Qstd slope

b = calibrator Qstd intercept

Ta = actual temperature during calibration (deg K)

Pa = actual pressure during calibration (mm Hg)

Tstd = 298 deg K

Pstd = 760 mm Hg

For subsequent calculation of sampler flow:

$$1/m((I)[\text{Sqrt}(298/Tav)(Pav/760)]-b)$$

NOTE: Ensure calibration orifice has been certified within 12 months of use

m = sampler slope


b = sampler intercept

I = chart response

Tav = daily average temperature

Pav = daily average pressure

Calibrate By : 

Approve By : 





TECHNOLOGY PROMOTION ASSOCIATION (THAILAND-JAPAN)  
CORPORATE SERVICES 3: EQUIPMENT CALIBRATION AND TESTING SERVICES  
534/4 PATTANAKARN ROAD SOI 18, SUANLUANG, SUANLUANG BANGKOK 10250  
TEL.0-2717-3000-29 FAX.0-2719-9484



2/14/25

## Certificate of Calibration

Cert.No.: 25MM27

Page.: 1 of 3

Equipment : Electronic Balance  
Manufacturer : Mettler Toledo  
Model : XP205DR  
Serial No. : 1129273885  
ID No. : -  
Submitted by : Thai Environmental Technic Limited  
1/6 Soi Ramkhamhaeng 145,  
Khwaeng/Khet Saphan Sung,  
Bangkok 10240  
Location : Balance Room  
Received order : 12 March 2025  
Calibration Date : 13 March 2025  
Ambient Temperature : 15 °C to 40 °C  
Relative Humidity : 30 % to 90 %

Calibrated by : Tawatchai Pama

Approved by :

Approved Signatory

- ( ) Chakrit Waewwanjua  
(✓) Suwit Imjai  
( ) Kunchit Promprat

Issue Date : 24 March 2025

**The Uncertainties are for a confidence probability of approximately 95%**

This certificate may not be reproduced other than in full, except with the prior written  
Approval of the head of Corporate Services 3 : Equipment Calibration and Testing Services.



Equipment : Electronic Balance  
Condition As-Received : Used Item  
Reference : 2503-0227OC-15

Cert.No.: 25MM27

Page: 2 of 3

**Procedure used :-**

Calibration were conducted using in-house calibration procedure CP-OB01 based on UKAS LAB 14 according to direct measurement method against standard weight.

**Condition of this result of calibration**

**1. Reference standard instruments:-**

<u>Instruments</u>	<u>Serial No.</u>	<u>Cert. No.</u>	<u>Traceable</u>	<u>Due date</u>
1) Standard Weight Set (E2)	G0602134	MM-0066-24	NIMT	25 Apr 2026
2) Standard Weight Set (E2)	-	MM-0067-24	NIMT	23 Apr 2026

2. This certificate is valid only to the item calibrated on date and place of calibration.

3. This result of calibration was made on requested at the point specified by customer.

4. This certificate is not certified for any commercial transaction.

5. This certification is traceable to the International System of Unit.

**Remark :** NIMT : National Institute of Metrology Thailand

**Result of calibration** ( ) Without Adjustment ( \* ) After Adjustment by Internal Calibration

<b>Range capacity :</b>	0 g to 81 g	<b>Resolution</b>	0.00001 g
	81 g to 220 g	<b>Resolution</b>	0.0001 g

**Before Adjustment :**

<u>Applied Weight</u> ( g )	<u>Balance Reading</u> ( g )	<u>Correction</u> ( g )	<u>Measurement Uncertainty</u> ( ± mg )	<u>Coverage Factor</u> ( k )
80	79.99997	+0.00003	0.15	2
200	199.9998	+0.0002	0.30	2

**After Adjustment :**

**1. Determination of the standard deviation of weighing machine**

( n = 10 )

<u>Applied Weight</u> ( g )	<u>Standard Deviation of Reading ( g )</u>
80	0.000007
200	0.00005





Equipment : Electronic Balance  
 Condition As-Received : Used Item  
 Reference : 2503-0227OC-15

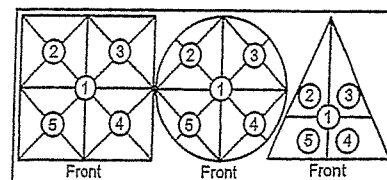
Cert.No.: 25MM27

Page: 3 of 3

### Result of calibration

#### 2. Effect of off center loading

A mass of 100 g was placed to various position on the pan.  
 The weighing machine reading error obtained is given in the table



Maximum difference between  
 off-center and central loading  
 (g)  
 0.00010

Position 1	Position 2	Position 3	Position 4	Position 5
(g)	(g)	(g)	(g)	(g)
0.00000	0.00000	-0.00010	-0.00010	+0.00010

#### 3. Departure from nominal value

Applied Weight	Balance Reading	Correction	Measurement Uncertainty	Coverage Factor
(g)	(g)	(g)	( $\pm$ mg)	(k)
Unload	0.00000	0.00000	0.015	2.13
0.01	0.00999	+0.00001	0.015	2.11
0.05	0.04999	+0.00001	0.015	2.11
1	1.00000	0.00000	0.018	2.04
2	2.00000	0.00000	0.019	2.03
5	4.99999	+0.00001	0.026	2
10	10.00000	0.00000	0.033	2
20	20.00000	0.00000	0.045	2
50	49.99999	+0.00001	0.080	2
80	79.99998	+0.00002	0.15	2
200	199.9999	+0.0001	0.30	2

The reported uncertainty of measurement was based on a standard uncertainty multiplied by a coverage factor  $k$ , providing a level of confidence of approximately 95 %.



# THAI METEOROLOGICAL DEPARTMENT

4353 Sukhumvit, Bangna, Bangkok 10260 Tel. 081-454-2804, 0-2399-0469

## Calibration Certificate

Issued by : Calibration & Test Section : Meteorological Instruments Bureau

Date of Issue 8 January, 2025

Certification No. 006/25

Page : 1 of 2

Object : Wind speed and wind direction

Manufacturer : Davis Instruments Inc.

Type : Weather Wizard II

Serial No. : W21110A55 ID No. : No.29

Customer : Thai Environmental Technic Limited.  
1/6 Soi Ramkhamhaeng 145,  
Khwaeng/Khet Saphan Sung, Bangkok 10240.

Calibration Condition : Temperature 25.1 °C Barometric Pressure 1013.5 hPa

### NATIONAL STANDARD WIND TUNNEL :

: Micromanometer Theodor Friedrichs FC014 Serial No. 9310119

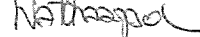
: HOOK GAGE NO 1425 Pitot Tube Theodor Friedrichs Type 0800.0000 serial 9023

N.I.S.T. Test Reference Number 731/241460 : Standard Velocity at 20 - 30 m/sec

: Ultrasonic Anemometer Model DA-650-3TV (sensor TR-90AH)

Serial Number 110730029 (sensor 120629586)

JAPAN QUALITY ASSURANCE ORGANIZATION : Standard Velocity at 0 - 20.m/sec

Calibrated by : 

Mr. Watcharapol Subwat

Mechanical Engineer

Signed :

Mr. Pisod Promsut

(Authorised Signatory)

for the Chief

Sub-Standard Instrument



# THAI METEOROLOGICAL DEPARTMENT

4353 Sukhumvit, Bangna, Bangkok 10260 Tel. 081-454-2804,0-2399-0469

## The Result of Calibration

Certification No. 006/25

8 January, 2025

Page : 2 of 2

Standard Ultrasonic Anemometer m/sec	HOOK GAGE NO. 1425			TESTED ANEMOMETER	
	Pressure inches H2O	Vacumm inches H2O	Velocity m/sec	Velocity m/sec	Correction m/sec
1.00	-	-	-	0.9	0.10
3.02	-	-	-	2.7	0.32
5.00	-	-	-	4.9	0.10
7.00	-	-	-	6.7	0.30
9.02	-	-	-	8.9	0.12
11.01	-	-	-	10.7	0.31
13.01	-	-	-	13.0	0.01
15.01	-	-	-	14.7	0.31
17.02	-	-	-	17.0	0.02
20.02	-	-	-	19.7	0.32

Wind Aloft Plotting Board.	
US.DEPARTMENT OF COMMERCE WEATHER BUREAU	
WIND DIRETION	TESTED WIND DIRECTION
0	0
90	90
180	180
270	270

Calibrated by :

*Watchapol*

Mr. Watchapol Subwat  
Mechanical Engineer

Calibration & Test Section

Meteorological Instruments Bureau

